


## ACTIVITY: DESIGN A SPACE SUIT

### Directions:

NASA is looking to hire a team to design a spacesuit to keep their astronauts safe as they travel back to the moon on the Artemis mission. You are part of the lucky design team. Remembering what we learned about the space vacuum, think about the materials and components you will use.

### **Your space suit must:**


1. Protect you astronaut from radiation and space dust



2. Keep your astronaut from getting too hot or too cold



3. Be pressurized and provide your astronaut with oxygen



Try to create a stylish space suit that meets these three goals.

**Be creative!**

# VISUAL INSTRUCTIONS: DESIGN YOUR OWN SPACE SUIT

Use the materials to design your space suit:

-Construction paper

-Foam stickers

-Tinfoil

-Origami paper

-Scissors

-Oil pastels

-Glue stick

-Rhinstones




**Steps:**

**1. Think about what your astronaut's job is. What kind of space suit will they need to do their job?**




**2. Cut large shapes out of construction paper or tin foil to make the large shapes of your space suit.**



**3. Glue these shapes onto your astronaut silhouette.**

**4. Add smaller details to your suit with origami paper, rhinestones, foam stickers or felt shapes**



**5. Use oil pastels to put your final additions on your design and draw a background.**

