




Make a Maraca




You will need a plastic egg, beans or popcorn kernels, tape, markers, and stickers.



Open the plastic egg. You will put the beans and popcorn in one side.



Look at the mix of beans. Pick a few to put inside your plastic egg. You can use different shapes and sizes.





Add a few more beans, until the bottom of the egg is covered.



Close the plastic egg.



Get a piece of tape to seal the egg. Wrap the tape around the egg on the edge, until the edge is covered.



You can decorate the tape with markers. You can put stickers on the plastic egg.



Your maraca is finished! Shake it to make music!